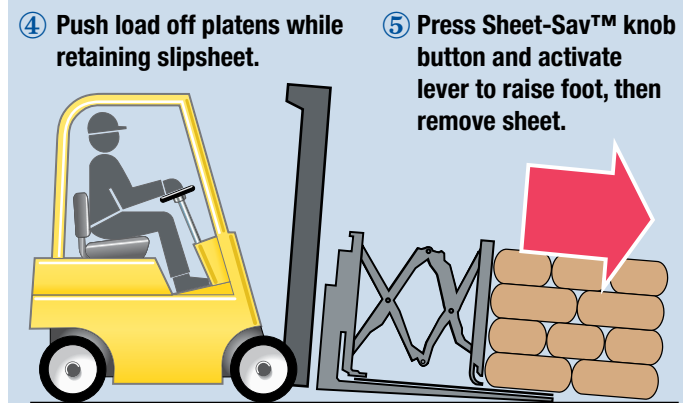
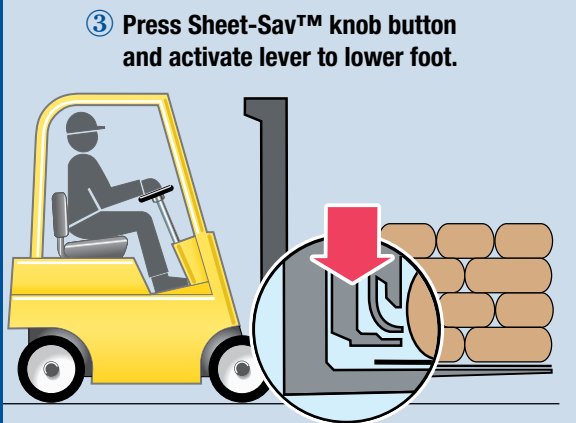
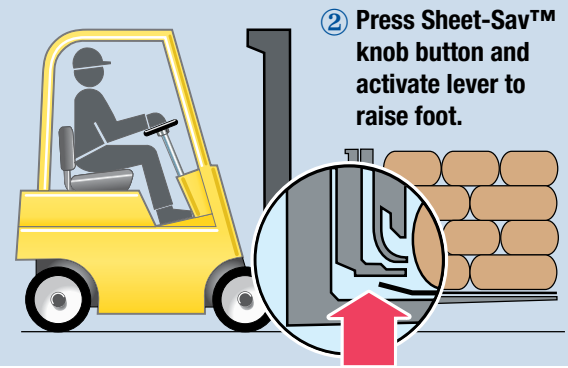
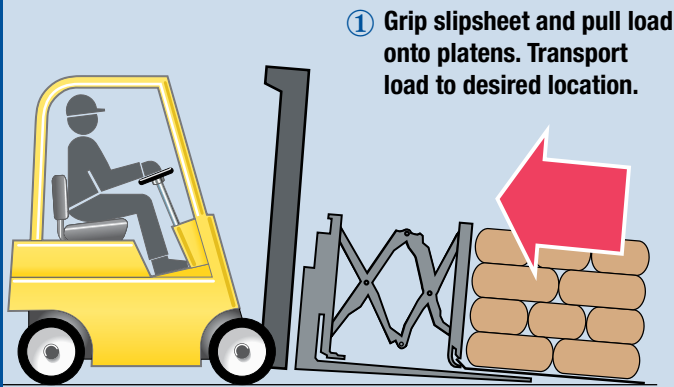




SHEET-SAV™ PUSH PULL



Slip sheet handling with the added ability to retain and reuse your slip sheets.

Save your slip sheets using a Sheet-Sav™ Push/Pull.

APPLICATIONS

Use the Cascade Sheet-Sav™ Push/Pull to keep your slip sheets in house. This is a popular attachment for manufacturers who handle product on slip sheets within their operation and who transfer product without a slip sheet onto a pallet, into a container, or onto a flatbed truck. Popular for bagged cement, bagged seed and grain, packaged food, dairy products, fruit and produce and corrugated box blank handling.

FEATURES

High production slipsheet handling capabilities

- High visibility pantograph, gripper jaw and faceplate
- Adjustable platens
- 4° tilting faceplate
- Chamfered platen corners and gripper jaw design protects the slipsheet
- QFM models: Frame mounts between forks (20" wide) for minimum effective thickness (lost load)

Strength and durability in demanding applications

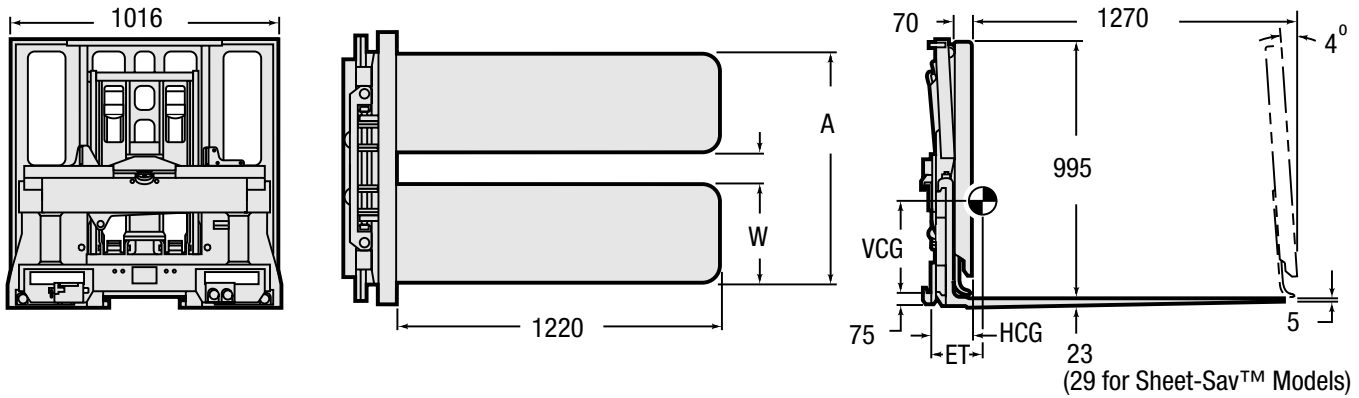
- High strength, rigid pantograph for safe load packing
- Protected hydraulics
- Simplified hydraulic circuit

OPTIONS

- Quick-change hydraulic couplers
- Hydraulic flow control valve
- Extended height and width faceplates
- Extended push strokes
- Faceplate stop group
- Optional platen sizes
- Forks and multiple fork groups
- Class III mounting (45E only)



SHEET-SAV™ PUSH PULL



(29 for Sheet-Sav™ Models)

Catalogue Order No.	Capacity @ Load Centre kg	Platen width (mm) W	Outside Platen Spacing (mm) A	Effective Thickness (mm) ET	Horizontal Centre of Gravity (mm) HCG	Vertical Centre of Gravity (mm) VCG	Weight kg	Mounting Class ISO 2328
Sheet-Sav® Sideshifting								
35E-PAS-A001	1600@610	455	1015-1115	229	256	208	634	2A
35E-PAS-Q002	1600@610	455	1015-1115	229	256	208	634	2A-QD
35E-PAS-A003	1600@610	380	865-965	229	239	223	604	2A
35E-PAS-Q004	1600@610	380	865-965	229	239	223	604	2A-QD
45E-PAS-A001	2050@610	455	1015-1115	229	256	208	634	2A
45E-PAS-Q002	2050@610	455	1015-1115	229	256	208	634	2A-QD
45E-PAS-A003	2050@610	380	865-965	229	239	223	604	2A
45E-PAS-Q004	2050@610	380	865-965	229	239	223	604	2A-QD

► This unit is solenoid equipped for the sheet-sav function. A two function hydraulic supply is required. The sideshift and push/pull functions are actuated directly with the auxiliary valves. The sheet-sav function is actuated by depressing the solenoid button and then actuating the push/pull valve. The control knob with a push button is included.

IMPORTANT: Solenoid voltage must match truck voltage. Please specify truck voltage when ordering.

► **IMPORTANT:** QFM™ Push/Pulls must be mounted on standard forks to support the load and the push/pull. Forks up to 46 mm thick and 1,016 mm to 1,168 mm long may be used. Recommended fork length is 1,067 mm with bottom taper. Forks must be spaced 521 mm to 648 mm apart, inside to inside.

► Sideshifting Push/Pulls sideshift 102 mm either side of center.

► 45E Minimum carriage width non sideshifting - 710 mm.

► Sideshift stroke for sideshifting push/pull 200mm.

Platen Selection

► 457 mm x 1,219 mm Platens: Recommended for applications where push/pull will not be handling pallets. Provides 1,016 mm minimum width slipsheet base.

► 381 mm x 1,219 mm Platens: Recommended for applications where push/pull will be used to handle pallets. Provides 864 mm minimum width slipsheet base.

Mounting Class Information

Mounting Class	Truck Capacity @ Load Centre
2	1000-2500 kg at 500 mm

Hydraulic Functions

Model	Hydraulic Functions	Truck Auxiliary Valves Required
PAS	3	2

Hydraulic Flow & Pressure

Model	Maximum Pressure bar	Number of Functions	Min-Rec-Max Function 1 (sideshift) L/min	Min-Rec-Max Function 2 (push/pull) L/min	Min-Rec-Max Function 3 (solenoid valve) L/min
Sheet-Sav™	160	3	18 - 32 - 45	18 - 32 - 45	18 - 32 - 45

QFM Spacer Kit

Spacers required for forks thicker than 38 mm.

Model	Catalog Order No.
1.75" forks	SP175
1.8" forks	SP180

Installation Kit

Model	Catalog Order No.
PAS	685559